



[Privacy](#) [Contact Us](#) [Logout](#)

[Home](#) [New Survey](#) [My Surveys](#) [List Management](#) [My Account](#) [Help Center](#)

Saturday, July 22, 2006

Results Summary

Show All Pages and Questions

[Export...](#) [View](#)

Filter Results

To analyze a subset of your data, you can create one or more filters.

[Edit Filter...](#)

Total: 1176

Visible: 1176

Share Results

Your results can be shared with others, without giving access to your account.

[Configure...](#)

Status: Enabled

Reports: Summary and Detail

1. Who Are You?

1. Which best describes your current position?

	Response Percent	Response Total
Data Professional	8.3%	98
Developer	52.5%	618
Project Manager	11.3%	133
Quality Assurance	1.4%	17
Tester	0.4%	5
IT Management	16%	188
Operations/Support Staff	3.1%	37
Business Stakeholder	2%	23
Other	4.9%	58
Total Respondents		1177
(filtered out)		-1
(skipped this question)		0

2. How many years of experience in IT do you Have?

	Response Percent	Response Total
None	1.2%	14
Less than 2 years	1.5%	18
2 to 5 years	5.3%	62
5 to 10 years	20.7%	244
10 to 20 years	38.7%	455
20+ years	32.6%	384
Total Respondents		1177

(filtered out) -1
 (skipped this question) 0

3. Number of IT people in your organization

	Response Percent	Response Total
1 to 10	29.2%	344
11 to 50	21.7%	255
51 to 100	10.8%	127
101 to 500	13.1%	154
501 to 1000	6.3%	74
1000+	18.9%	223
Total Respondents		1177
(filtered out)		-1
(skipped this question)		0

4. Which continent do you currently work in?



	Response Percent	Response Total
North America	98.3%	1157
Europe	0.2%	2
South America	0.9%	11
Asia	0.4%	5
Australia	0.1%	1
Africa	0.1%	1
Total Respondents		1177
(filtered out)		-1
(skipped this question)		0

5. Which sector is your organization primarily in?

	Response Percent	Response Total
Public (Government)	21.8%	256
Private	78.2%	921
Total Respondents		1177
(filtered out)		-1
(skipped this question)		0






6. Does your organization have a data group (it might also be called a data management group, a database administration group, ...)?

Response Percent Response Total



Yes		60.1%	707
No		39.9%	470
Total Respondents			1177
		(filtered out)	-1
		(skipped this question)	0

2. Your Data Group

7. What do you think of the level of service which your data group is currently providing? (1 = Very Poor, 5 = Excellent)





		Response Percent	Response Total
1		0.8%	6
2		8.5%	61
3		33.3%	238
4		43.7%	312
5		13.6%	97
Total Respondents			714
		(filtered out)	0
		(skipped this question)	462

8. Do application development teams ever choose to go around your data group and design the database themselves?

		Response Percent	Response Total
Yes		65.7%	465
No		34.3%	243
Total Respondents			708
		(filtered out)	0
		(skipped this question)	468

3. What Do Development Teams Think of Your Data Group?

9. Why do development teams go around your data group?

		Response Percent	Response Total
They don't know that the data group exists		12.3%	56
They don't know that they should work with the data group		27.3%	124
They find the data group too difficult to work with		33.5%	152
They find the data group too slow to respond to requests		59%	268
They find that the data group has little of value to offer them		31.9%	145

[View](#)



Other (please specify) 

21.6% 98



Total Respondents 454
 (filtered out) 0
 (skipped this question) 722

4. Training

10. Does your organization provide data-oriented training and/or mentoring to application developers?



	Response Percent	Response Total
Yes 	36.4%	420
No 	63.6%	734
Total Respondents		1154
(filtered out)		-1
(skipped this question)		23

11. Does your organization provide development-oriented training and/or mentoring to data professionals?

	Response Percent	Response Total
Yes 	44.2%	510
No 	55.8%	644
Total Respondents		1154
(filtered out)		-1
(skipped this question)		23

5. Data as an Asset



12. Does your organization consider data to be an important asset?

	Response Percent	Response Total
Yes 	95.7%	1103
No 	4.3%	49
Total Respondents		1152
(filtered out)		0
(skipped this question)		24

6. Ensuring Data Quality



13. Does your organization have a regression test suite in place to help ensure data quality?

Response Percent **Response Total**

Yes		40.2%	443
No		59.8%	659
Total Respondents			1102
		(filtered out)	-1
		(skipped this question)	75



7. Database Regression Testing

14. Are developers able to run the regression test suite for your database(s) during development iterations whenever they need to?

		Response Percent	Response Total
Yes		63.2%	282
No		36.8%	164
Total Respondents			446
		(filtered out)	0
		(skipped this question)	730



8. Database Regression Testing?

15. Has your data group, or IT management if you have no data group, ever discussed the need to put a database regression test suite in place to help ensure data quality?

		Response Percent	Response Total
Yes		31.9%	209
No		68.1%	447
Total Respondents			656
		(filtered out)	0
		(skipped this question)	520



9. Functionality Within the Database

16. Does your organization implement mission-critical functionality as stored procedures/functions?

		Response Percent	Response Total
Yes		63.7%	722
No		36.3%	411
Total Respondents			1133
		(filtered out)	0
		(skipped this question)	43



10. Ensuring Correctness

17. Does your organization have a regression test suite in place to validate this functionality?

	Response Percent	Response Total
Yes 	45.9%	332
No 	54.1%	391
Total Respondents		723
(filtered out)		0
(skipped this question)		453



11. Database Regression Testing

18. Are developers able to run the regression test suite for your database(s) during development iterations whenever they need to?

	Response Percent	Response Total
Yes 	65.9%	220
No 	34.1%	114
Total Respondents		334
(filtered out)		0
(skipped this question)		842



12. Database Regression Testing?

19. Has your data group, or IT management if you have no data group, ever discussed the need to put a database regression test suite in place to ensure that the stored procedures actually work?

	Response Percent	Response Total
Yes 	38.6%	149
No 	61.4%	237
Total Respondents		386
(filtered out)		0
(skipped this question)		790

13. Data Quality

20. Do your production data sources have any design, architecture, or data quality problems?

	Response Percent	Response Total
Yes 	61.9%	694
No 	38.1%	428
Total Respondents		1122
(filtered out)		0

(skipped this question) 54

14. Resolving Legacy Data Problems

21. What strategy, if any, does your organization have for addressing the existing problems with your production data sources?

	Response Percent	Response Total
We have no strategy	17.7%	122
We try not to make the situation any worse	33%	228
We intend to rewrite all applications and data sources and release them simultaneously	7.8%	54
We have a database refactoring strategy in place to evolve the data sources over time	33.8%	233
<input type="button" value="View"/> Other (please specify)	7.7%	53
Total Respondents		690
(filtered out)		-1
(skipped this question)		487

15. Now What Do You Think?

22. If you have a data group in your organization, taking your answers to the questions within this survey into account, now what do you think of the level of service which your data group is currently providing? (1 = Very Poor, 5 = Excellent)

	Response Percent	Response Total
1	4.4%	43
2	14.9%	147
3	44.2%	437
4	28.8%	285
5	7.7%	76
Total Respondents		988
(filtered out)		0
(skipped this question)		188

16. If You Win...

23. Choose a book:

	Response Percent	Response Total
The Enterprise Unified Process	19.5%	213
The Elements of UML 2.0 Style	31%	339
Refactoring Databases: Evolutionary Database Design	49.5%	540

Total Respondents	1092
(filtered out)	-2
(skipped this question)	86

24. Please provide your email address so we may contact you if you win. Your email address will not be used for any other purpose and will be kept private.

<input type="button" value="View"/> Total Respondents	1076
(filtered out)	0
(skipped this question)	100

[SurveyMonkey is Hiring!](#) | [Privacy Statement](#) | [Contact Us](#) | [Logout](#)

Copyright ©1999-2006 SurveyMonkey.com. All Rights Reserved.
No portion of this site may be copied without the express written consent of SurveyMonkey.com.